

La Carrera Panamericana Convoy Guide

ESSENTIAL DETAILS FOR THE TRIP




STEP 01

Temporary import permit


This service is exclusively for Mexican legal residents living abroad and foreign tourists who wish to enter Mexico with a foreign-registered vehicle.

If you wish to join La Carrera Panamericana convoy, you must follow the steps below and meet the requirements set by the customs authority. The process is simple and secure, and we will provide guidance every step of the way.

Review the complete guides to request a permit and learn about the detailed requirements for processing it on the following [page](#). 

STEP 02

Appointment & Payment

The permit is valid for six months, and the cost varies depending on the model and year of each vehicle. For specific information, please visit this [site](#). 

This permit must be presented at the border along with the vehicle registration and a valid passport or U.S. citizen/resident ID.

STEP 03

Inventory

You must prepare a detailed inventory of all items being transported, as it may be requested by customs authorities at any time.

This list must be detailed and must specify all items, in case of inspection.


Note: If the vehicle weighs more than 6000 pounds, it has to be at the border a couple of days before [October 4](#).

STEP 04

At the border

Once at the border on [October 4](#) at 7:00 am, the person must present all documentation (resident or U.S. citizen ID, prepaid temporary import permit and inventory) to the authority. The temporary permit must be available at all times in case of subsequent inspections.

Note: One person is allowed to import only one vehicle.



La Carrera Panamericana Convoy



WHAT TO DO DURING THE CONVOY TRIP:

DAY 1

Nuevo Laredo - Queretaro

Once everyone has crossed the border, the convoy will depart to Querétaro (908 km, 7 tolls, approx. 1,800 MXN). Please carry enough Mexican pesos in cash.

Stay with the group at all times—Iván García Rivas will lead the convoy and assist participants.

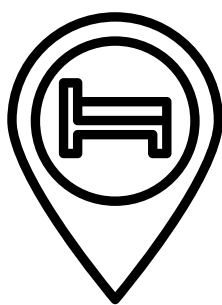
We recommend Hotel Hacienda Jurica by Brisas for its safe and spacious parking. If staying elsewhere, notify Iván to coordinate departure the next day. **Note:** Accommodation is paid individually upon arrival.



DAY 2

Queretaro - Oaxaca

The convoy will continue the trip to Oaxaca on **October 5th**, and you'll need to be at the meeting point by 7:30 am. The distance from Querétaro to Oaxaca is 680 km, with 8 tolls totaling approximately 1300 MXN (we recommend having Mexican pesos in cash).



DAY 3

Oaxaca - Tuxtla Gutierrez

The distance is 550 km, with 5 tolls totaling approximately 1,850 MXN. Arrival in Oaxaca is planned for the evening of **October 6**. If you need additional nights, please contact Ixchel Pinales at ops@lacarrerapanamericana.com.mx. The registration park will be open from October 6 to 8, from 9:30 am to 6:00 pm. The schedule will be shared by Ixchel in the coming days.



What to bring

- Mexican pesos in cash
- Valid passport or ID
- Temporary import permit (printed)
- Vehicle documents
- Radio or phone charger
- Basic tools / tire inflator



During the trip, please stay with the group and remain in contact with the convoy leader, Iván, for any support you may need.

Further questions:
ops@lacarrerapanamericana.com.mx